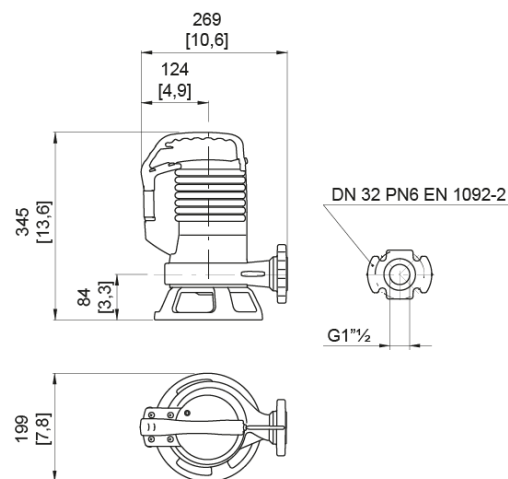
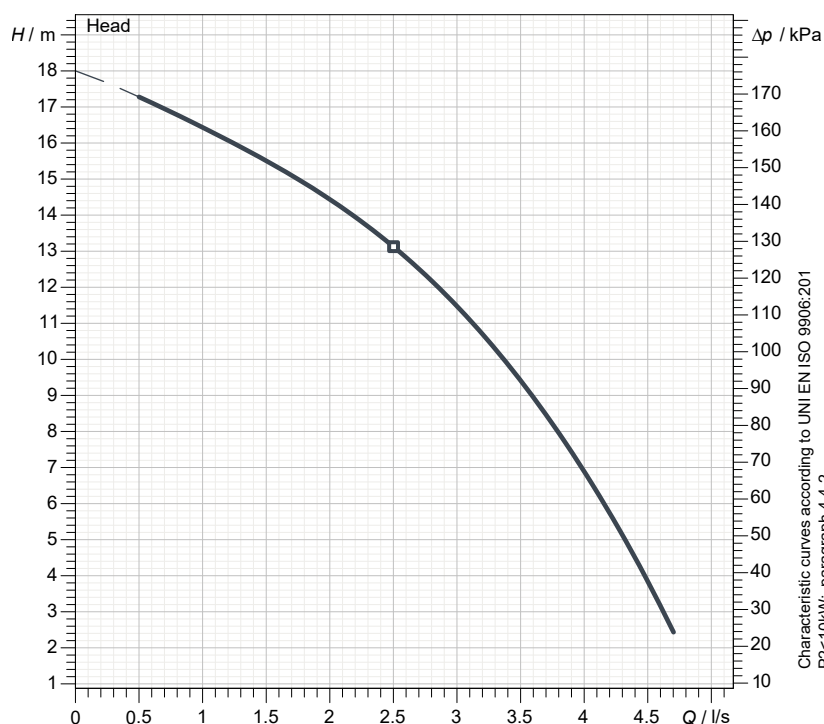




better together

Data sheet

GR BluePRO 100/2/G40H A1CM5**blue**
PROFESSIONAL
series**Technical specification****1~ 50 Hz**[mm]
[inch]**Pump**

Series	BluePRO series
Pump name	GR BluePRO 100/2/G40H A1CM5
Configuration	NGDCB51H23N00CX
Standard	IEC 60079-0, IEC 60079-15
IECEx mark	Ex nA nC IIC T3 Gc

Operating limits (standard pumps)

Max. ambient temperature	40 °C
Max. density treated liquid	1100 kg/m ³
pH treated liquid	6 ÷ 14
Max. start per hour (equally distributed)	30
Wet/dry use	WET
Max. acoustic pressure level	70 dB
Operating mode	S1 - Continuous use

Motor data

Rated voltage	230 V
Frequency	50 Hz
Motor phases	1~
Number of poles	2
Rated power P2	0.74 kW
Incoming power P1	1.20 kW
Rated current	5.50 A
rpm	2900 1/min
cos φ	0.95
Rated torque	2.4 Nm
Start	
Degree of protection	IP 68
Insulation class	F

Construction materials

Case	Cast iron EN-GJL 250
Shaft	Stainless steel AISI 431
Hydraulic	Cast iron - EN-GJL 250
Impeller	Cast iron - EN-GJL 250
Painting/Coating	Bi-epoxy 120 μm
Screws	Stainless steel - Class A2-70
Gaskets	NBR
Foot base (if present)	Cast iron - EN-GJS 600
Cutter	Chromium steel - X102 CrMo17 KU
Cutting disk	Chromium steel - X102 CrMo17 KU

Construction features

Power Supply to Control/Starter Box	3G1
Control/Starter Box to pump	4G1
Cable length	10 mt - Shuko plug
Mechanical seals	2 in silicon carbide (2SiC)

Hydraulic

Type	GR (Impeller with grinder system)
Free passage	0 mm
Impeller type	Open channel impeller with grinder system
Suction	-
Discharge	DN 32 - G 1"1/2 EN 1092-2
Curve tolerance	UNI EN ISO 9906:2012

Additional drilling	-
Weight*	19 kg
Electrical variant	Thermal protection, starting capacitor, box and running capacitor

* cable and fixing system excluded



Type GR (Impeller with grinder system)
 Free passage 0 mm
 Impeller type together Open channel impeller with grinder system



Suction -
 Discharge DN 32 - G 1"1/2 EN 1092-2
 Curve tolerance UNI EN ISO 9906:2012
 Additional drilling -
 Weight* 19 kg
 Electrical variant Thermal protection, starting capacitor, box and running capacitor

Data sheet

GR BluePRO 100/2/G40H A1CM5

Pump performance curves

1~ 50 Hz



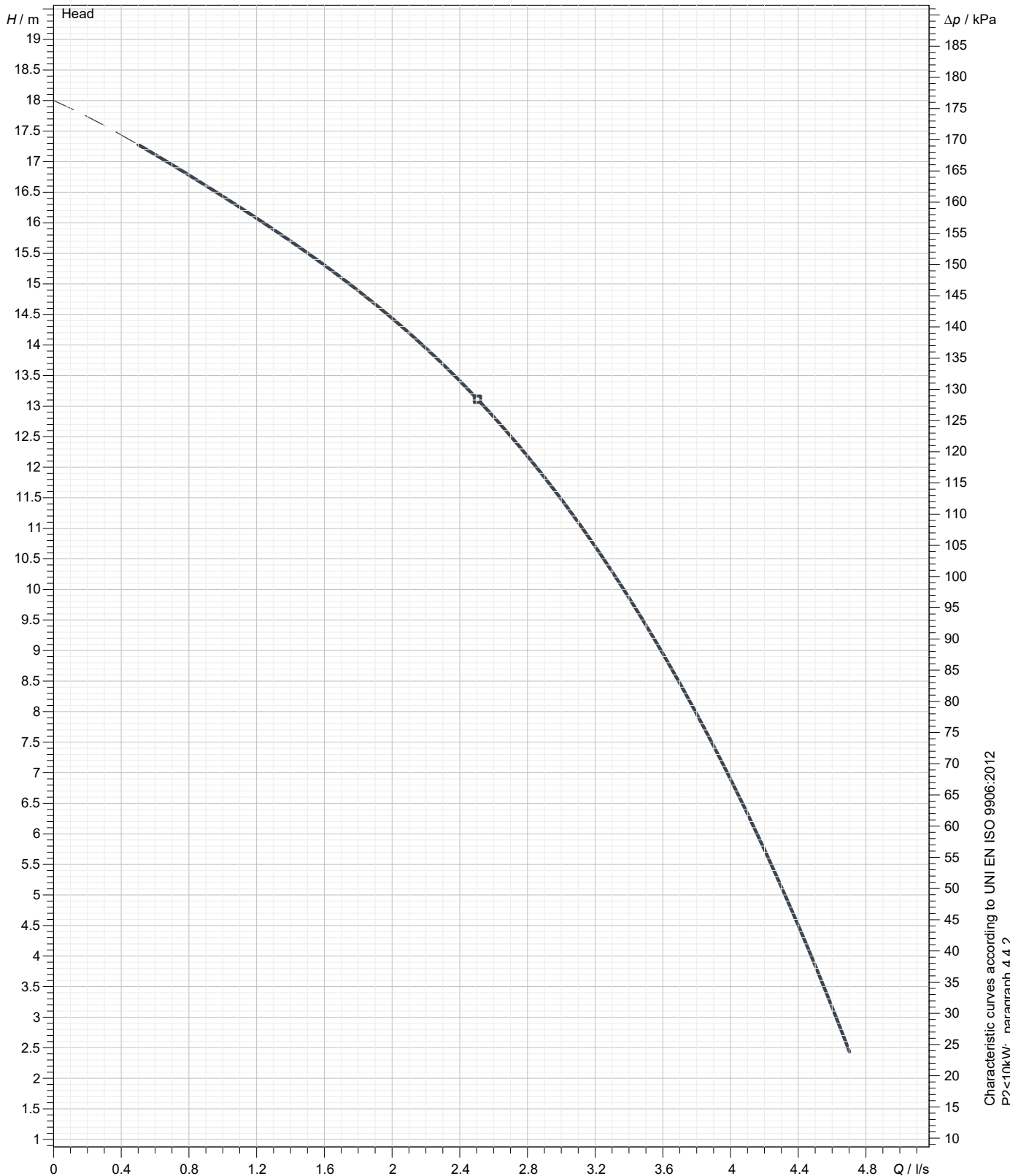
better together

Data sheet

GR BluePRO 100/2/G40H A1CM5

blue
PROFESSIONAL
series

Hydraulic type GR (Impeller with grinder system)	Impeller type Open channel impeller with grinder system	Free passage 0.02 m	Discharge DN 32 - G 1"1/2	Suction -	
DUTY POINT					
Flow	Head	Shaft power P2	Hydraulic efficiency	Density 998.3 kg/m ³	Viscosity 1.005 mm ² /s



Characteristic curves according to UNI EN ISO 9906:2012
P2 < 10kW: paragraph 4.4.2
10kW < P2 < 100kW: Grade 3B
P2 > 100kW: Grade 2B

Dimensional drawing

All data shown are not binding. Zenit reserves the right to change data and dimensions without notice.

zenit.com

1~ 50 Hz

created on 2020-09-02

Page 3 / 3



better together

Data sheet

GR BluePRO 100/2/G40H A1CM5

blue
PROFESSIONAL
series

Installation type Installation with bottom coupling device - Horizontal/vertical outlet

WET/DRY use: WET

Discharge: DN 32 - G 1 1/2 EN 1092-2

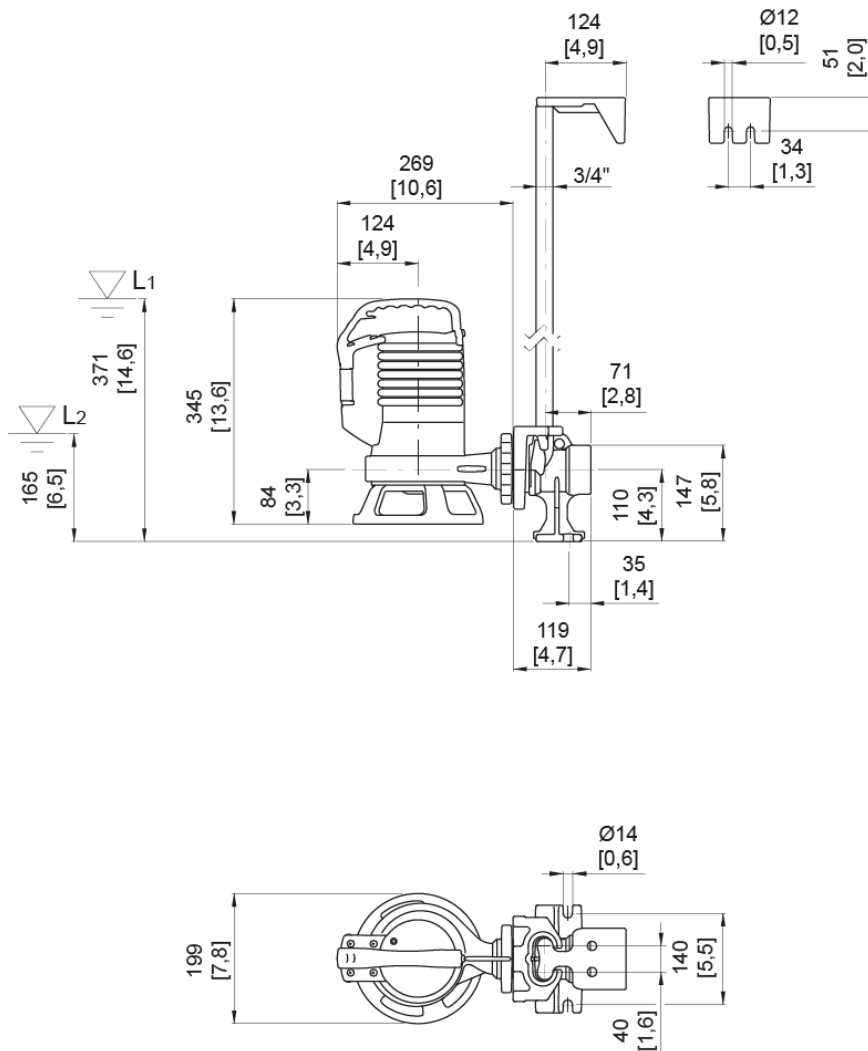
Suction: -

Pressure rating (suction/discharge): PN 6

Accessory * : DAC 32-50/G50H-G50V+KAF 3/4" EN (P)

Accessory code * : 9028.010

* Accessory must be ordered separately



L1: Minimum operating level for continuous use
L2: Minimum operating level for discontinuous use

[mm]
[inch]